



PremiDoor

The door to a new dimension



KBE[®]
FENSTERSYSTEME

PremiDoor – The door to a new dimension



Many design variants and unusual dimensions – with sashes up to 3.0 m wide and 2.5 m high – give you the best prerequisites for your individualised architecture. The sliding elements' pleasantly quiet and smooth running is an additional special hallmark of the PremiDoor that was developed on the basis of a modern 70 mm profile system.

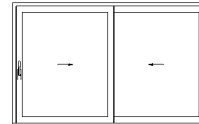
PremiDoor from KBE is a genuine premium product. Its appeal lies in its lean design look, its timeless character, and its technical features: maximum values for thermal and sound insulation, stability, and weather tightness are just as natural as reliable functioning with high user comfort.

Many design variants and unusual dimensions – with sashes up to 3.0 m wide and 2.5 m high – give you the best prerequisites for your individualised architecture. The sliding elements' pleasantly quiet and smooth running is an additional special hallmark of the PremiDoor that was developed on the basis of a modern 70 mm profile system.

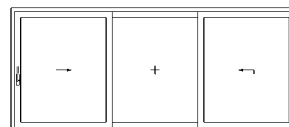
The PremiDoor from KBE lets you realise your unique ideas for your facades. Your specialised window manufacturers will be pleased to inform you about available wood grain and colour variants.



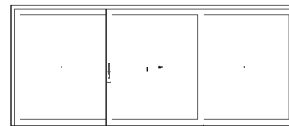
two-part element with lift/sliding sash and fixed glazing



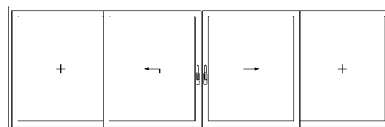
two-part element with two lift/sliding sashes



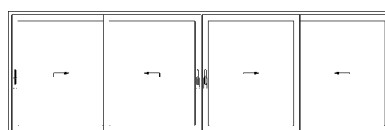
three-part element with two lift/sliding sashes and fixed glazing



three-part element with one lift/sliding sash and two fixed panes



four-part element with two lift/sliding sashes and two fixed panes



four-part element with four lift/sliding sashes