




# Quick Wire Cable suspension

Your first choice for flexible, rapid suspension of electrical installations

**OBO**  
BETTERMANN

# Quick Wire

The cable suspension system that knows no bounds





### Versatile

Quick Wire offers uncomplicated mounting of suspensions on ceilings, trapezoidal plate ceilings or steel girders – the multitude of variants of the cable suspension system offer the perfect solution for every mounting situation.

- 1 Y suspension for mesh cable trays
- 2 Y suspension for cable trays
- 3 Support cable with loop
- 4 Support cable with universal bracket
- 5 Support cable with eye bolt
- 6 Support cable with support clamp
- 7 Support cable with trapezoidal plate hook
- 8 Support cable with trigger hook
- 9 Support cable with ring eyelet

# Quick Wire Cable suspension system


Your first choice for flexible, rapid suspension of electrical installations

## Quick

The combination of support cable and cable gripper means that Quick Wire is mounted quickly and efficiently in just a few steps. The Quick Wire cable gripper allows easy adjustment of the height of the suspension, even at a later date.

## Simple

The pre-terminated, ready-to-use Quick Wire sets make your life even easier because there is no need to search for matching products and cut-outs on the construction site. Using the well-thought-out type key, finding the right Quick Wire product for your application is so simple.

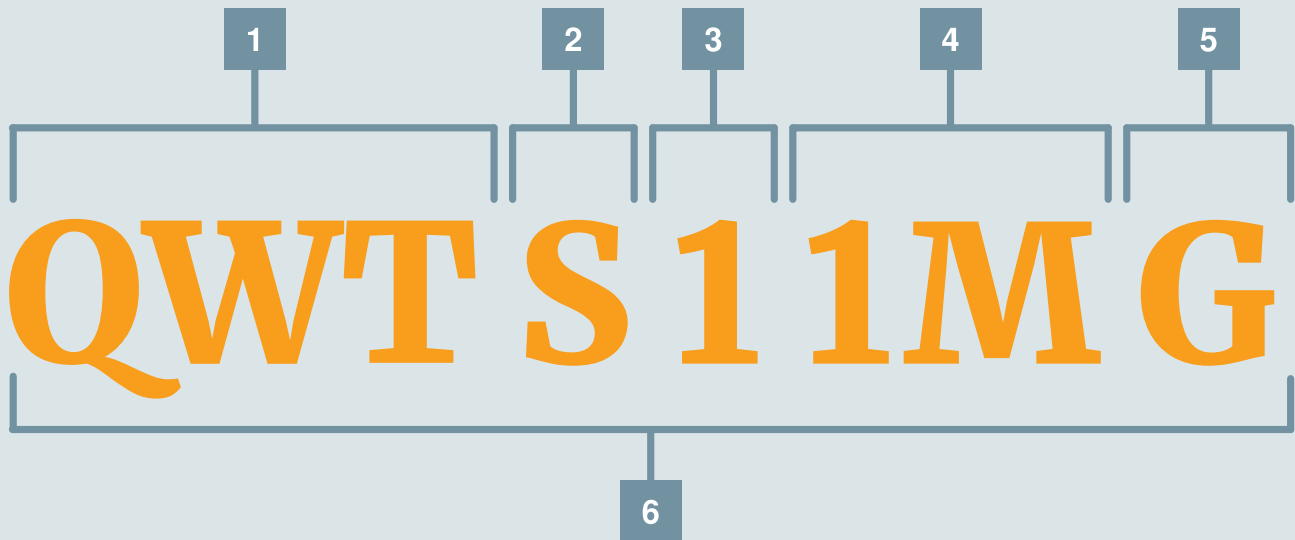


1 QW support cable

2 QW cable gripper

3 QW fastening variants

# Type key



1

## System

QWT = Quick Wire support cable

2

## Variant/ending

S = Loop  
GR = Mesh cable tray  
KR = Cable tray  
UW = With universal bracket  
AS = With eye bolt  
TK = With support clamp  
TH = With trapezoidal plate hook  
SK = With trigger hook  
RO = With ring eyelet

3

## Diameter/bearing load

1 = 1 mm/10 kg  
2 = 2 mm/45 Kg  
3 = 3 mm/90 kg

5

## Surface

G = Electrogalvanised

4

## Length

In metres

6

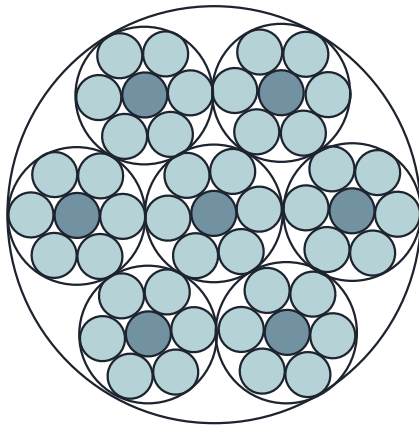
## Example

Quick Wire | With a loop |  
Cable diameter 1 mm at 10 kg  
Bearing load | Length 1 metre |  
Electrogalvanised surface

# 1

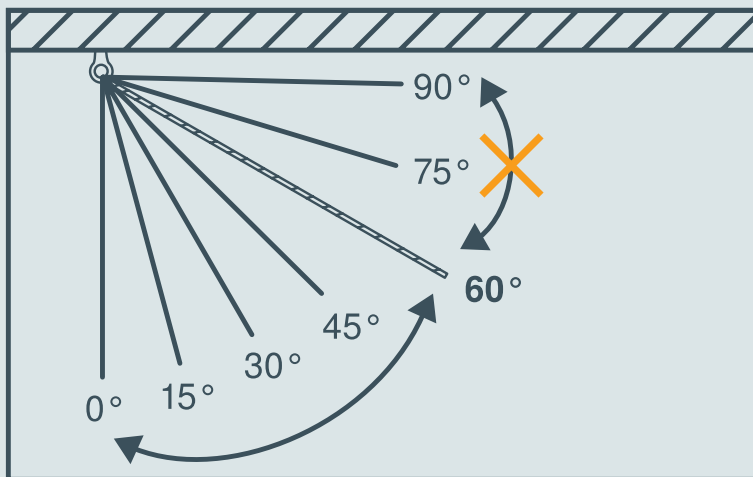
## The Quick Wire support cables

The Quick Wire support cables possess a 7x7 (6/7) structure with steel core and are produced according to the standard DIN EN 12385:



### Reliability in every position

Does the installation environment not permit a vertical suspension? No problem! With Quick Wire, you can also create sloping suspensions of up to 60°. However, during your planning work, please remember that sloping suspensions have a much smaller bearing load.



Load values at different angles

Bracket	Load [kg]				
	0°	15°	30°	45°	60°
Type 1	10,0	9,7	8,7	7,1	5,0
Type 2	45,0	43,5	39	31,8	22,5
Type 3	90,0	86,9	77,9	63,6	45,0

## 2

# The QWT-CG Quick Wire cable grippers

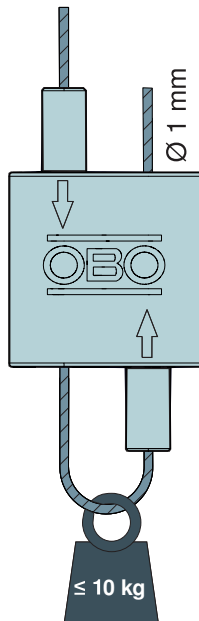
For 3 cable diameters



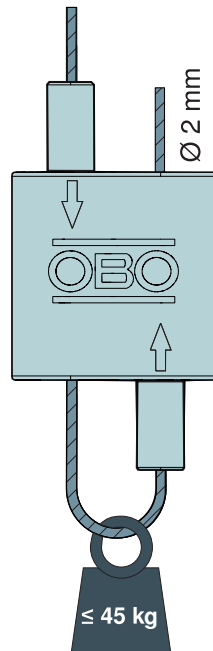
### May we present:

The cable grippers of the Quick Wire system. Their simple handling with infinite, tool-free adjustment offers particularly rapid and flexible mounting of the Quick Wire suspensions. In the different variants, the cable grippers match the different cable diameters and loads.

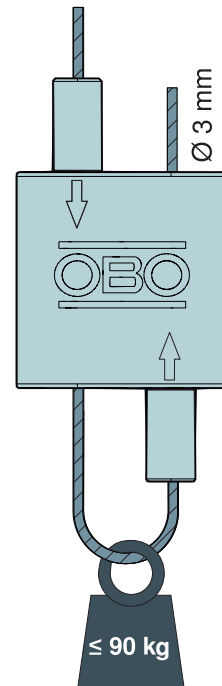
QWT CG 1 ALU



QWT CG 2 ALU



QWT CG 3 ALU




*The maximum operating load stated here does not relate to sloping suspensions.*

# 3

## Fastening variants


An option for every need, an ending for every purpose



**With loop**



**With universal bracket**



**With eye bolt**



**With support clamp**

The seven different cable endings mean that there is the right fastening for every mounting environment. From the simple loop to the trapezoidal plate hook – the right end means that suspension mounting is child's play. The Y suspenders for cable trays and mesh cable trays offer a particularly simple solution for OBO cable support systems.




## Special solutions for OBO cable support sys- tems




**With trigger hook**



**With trapezoidal plate  
hook**



**With ring eyelet**



**For cable trays**



**For mesh cable trays**

# Accessories, sets & tools

For the flexible combination of individual suspensions

## Universal bracket for mesh cable trays

- Universal support for wire suspensions for fastening OBO mesh cable trays
- With securing strap against unintentional loosening in cases of vibrations



## Universal bracket for cable trays

- Universal support for wire suspensions for fastening OBO cable trays
- With securing strap against unintentional loosening in cases of vibrations



## Cable grippers

Particularly practical as a spare part or to create an individual suspension.



Quick Wire cable gripper for 1 mm cable diameter



Quick Wire cable gripper for 2 mm cable diameter



Quick Wire cable gripper for 3 mm cable diameter

## Support cable on a coil

The Quick Wire cable in 1 to 3 mm to create individual suspensions.



## Jack of all trades


Did you not find the right solution amongst the pre-terminated sets? No problem – with the well-thought-out accessories range, even special requirements can be fulfilled.

With individual parts or the Quick Wire Maxi-Sets, with a support cable on a coil and cable grippers, cable suspensions can be created in manner specific to the application.



## Wire cable cutter

Quick and uncomplicated shortening of the Quick Wire support cable.



## Quick Wire Maxi-Sets

Everything that you need to create individual suspensions in one set.

## Support cable for mesh cable trays

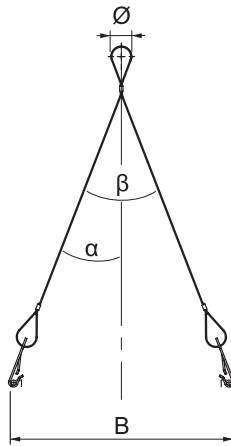


Type	Cable diameter mm	Operating load kg	Max. tray width mm	Pack Piece	Weight kg/100 pc.	Item no.
QWT GR 1 200 G	1	10	200	1	4.540	1450200
QWT GR 2 200 G	2	45	200	1	7.460	1450201
QWT GR 3 200 G	3	90	200	1	14.540	1450202
QWT GR 2 400 G	2	45	400	1	8.026	1450203
QWT GR 3 400 G	3	90	400	1	15.720	1450204

Y suspension for the suspension of mesh cable trays with a wire thickness of 3.9–4.8 mm. Suitable for indoor use.

The operating load is stated with a safety factor of 5:1. The break load is 5x greater than the operating load. In combination with the universal bracket for mesh cable trays (QW GRH) or for cable trays (QW KRH), the safety factor is 1.7 according to IEC 61537 – Guide systems for cables.

### Dimensions



Type	Dim.		
	B mm	Angle α	Angle β
QWT GR 1 200 G	200	21.5	43
QWT GR 2 200 G	200	21.5	43
QWT GR 3 200 G	200	21.5	43
QWT GR 2 400 G	400	27	54
QWT GR 3 400 G	400	27	54

St G

## Support cable for cable trays

Type	Cable diameter mm	Operating load kg	Max. tray width mm	Pack Piece	Weight kg/100 pc.	Item no.
QWT KR 1 200 G	1	10	200	1	3.460	1450300
QWT KR 2 200 G	2	45	200	1	6.450	1450301
QWT KR 3 200 G	3	90	200	1	13.510	1450302
QWT KR 2 400 G	2	45	400	1	7.000	1450303
QWT KR 3 400 G	3	90	400	1	14.780	1450304

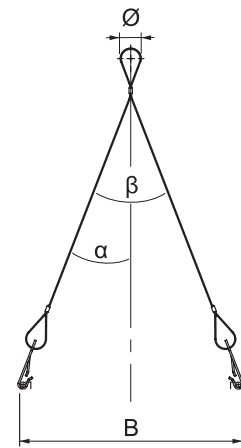
Y suspension for the suspension of perforated cable trays. Suitable for indoor use.

The operating load is stated with a safety factor of 5:1. The break load is 5x greater than the operating load. In combination with the universal bracket for mesh cable trays (QW GRH) or for cable trays (QW KRH), the safety factor is 1.7 according to IEC 61537 – Guide systems for cables.



Type	Dim. B mm	Angle $\alpha$	Angle $\beta$
QWT KR 1 200 G	200	22.5	45
QWT KR 2 200 G	200	22.5	45
QWT KR 3 200 G	200	22.5	45
QWT KR 2 400 G	400	28	56
QWT KR 3 400 G	400	28	56

Dimensions



St G

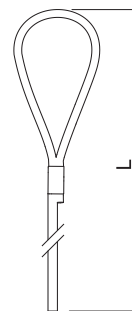
## Support cable with loop

Type	Cable diameter mm	Operating load kg	Dim. L mm	Pack Piece	Weight kg/100 pc.	Item no.
QWT S 1 1M G	1	10	1000	1	0.960	1450120
QWT S 1 2M G	1	10	2000	1	1.400	1450121
QWT S 1 3M G	1	10	3000	1	2.830	1450122
QWT S 1 5M G	1	10	5000	1	3.700	1450123
QWT S 1 10M G	1	10	10000	1	5.860	1450124
QWT S 2 1M G	2	45	1000	1	4.170	1450125
QWT S 2 2M G	2	45	2000	1	7.820	1450126
QWT S 2 3M G	2	45	3000	1	7.470	1450127
QWT S 2 5M G	2	45	5000	1	10.770	1450128
QWT S 2 10M G	2	45	10000	1	19.020	1450129
QWT S 3 1M G	3	90	1000	1	11.400	1450130
QWT S 3 2M G	3	90	2000	1	15.470	1450132
QWT S 3 3M G	3	90	3000	1	19.640	1450133
QWT S 3 5M G	3	90	5000	1	25.580	1450134
QWT S 3 10M G	3	90	10000	1	42.630	1450135

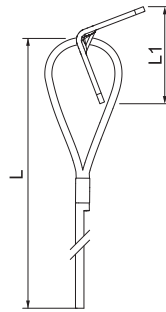
Support cable with loop for the suspension of different loads. Suitable for indoor use.

The loop permits simple wall and ceiling mounting, e.g. on ceiling hooks, ring eyelets or steel girders. With cable gripper for infinite, tool-free adjustment.

The operating load is stated with a safety factor of 5:1. The break load is 5x greater than the operating load. In combination with the universal bracket for mesh cable trays (QW GRH) or for cable trays (QW KRH), the safety factor is 1.7 according to IEC 61537 – Guide systems for cables.



## Support cable with universal bracket



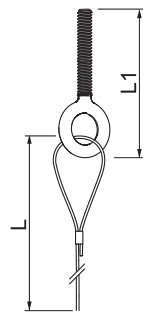
Type	Cable diameter mm	Operating load kg	Dim. L mm	Dim. L1 mm	Pack Piece	Weight kg/100 pc.	Item no.
QWT UW 1 1M G	1	10	1000	21.5	1	1.434	1450420
QWT UW 1 2M G	1	10	2000	21.5	1	1.867	1450421
QWT UW 1 3M G	1	10	3000	21.5	1	2.500	1450422
QWT UW 1 5M G	1	10	5000	21.5	1	3.166	1450423
QWT UW 1 10M G	1	10	10000	21.5	1	5.330	1450424
QWT UW 2 1M G	2	45	1000	21.5	1	2.758	1450425
QWT UW 2 2M G	2	45	2000	21.5	1	4.408	1450426
QWT UW 2 3M G	2	45	3000	21.5	1	6.058	1450427
QWT UW 2 5M G	2	45	5000	21.5	1	9.358	1450428
QWT UW 2 10M G	2	45	10000	21.5	1	17.608	1450429
QWT UW 3 1M G	3	90	1000	21.5	1	1.825	1450430
QWT UW 3 2M G	3	90	2000	21.5	1	5.315	1450431
QWT UW 3 3M G	3	90	3000	21.5	1	8.765	1450432
QWT UW 3 5M G	3	90	5000	21.5	1	15.700	1450433
QWT UW 3 10M G	3	90	10000	21.5	1	33.055	1450434

Support cable with universal bracket for the suspension of different loads. Suitable for indoor use.

Universal bracket for simple wall and ceiling mounting. One bracket side with fastening hole, e.g. for a nail tie, second side with marking for a nail setting device. With cable gripper for infinite, tool-free adjustment.

The operating load is stated with a safety factor of 5:1. The break load is 5x greater than the operating load. In combination with the universal bracket for mesh cable trays (QW GRH) or for cable trays (QW KRH), the safety factor is 1.7 according to IEC 61537 – Guide systems for cables.

## Support cable with eye bolt



Type	Cable diameter mm	Operating load kg	Dim. L mm	Dim. L1 mm	Pack Piece	Weight kg/100 pc.	Item no.
QWT AS 1 1M G	1	10	1000	60	1	2.644	1450520
QWT AS 1 2M G	1	10	2000	60	1	2.080	1450521
QWT AS 1 3M G	1	10	3000	60	1	3.510	1450522
QWT AS 1 5M G	1	10	5000	60	1	3.380	1450523
QWT AS 1 10M G	1	10	10000	60	1	6.540	1450524
QWT AS 2 1M G	2	45	1000	60	1	2.970	1450525
QWT AS 2 2M G	2	45	2000	60	1	4.610	1450526
QWT AS 2 3M G	2	45	3000	60	1	6.270	1450527
QWT AS 2 5M G	2	45	5000	60	1	9.570	1450528
QWT AS 2 10M G	2	45	10000	60	1	17.820	1450529
QWT AS 3 1M G	3	90	1000	60	1	2.035	1450530
QWT AS 3 2M G	3	90	2000	60	1	5.500	1450531
QWT AS 3 3M G	3	90	3000	60	1	8.980	1450532
QWT AS 3 5M G	3	90	5000	60	1	15.920	1450533
QWT AS 3 10M G	3	90	10000	60	1	33.270	1450534

Support cable with eye bolt for the suspension of different loads. Suitable for indoor use.

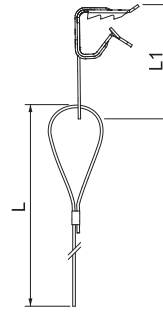
M6 eye bolt for fastening on metal anchors, for example. With cable gripper for infinite, tool-free adjustment.

The operating load is stated with a safety factor of 5:1. The break load is 5x greater than the operating load. In combination with the universal bracket for mesh cable trays (QW GRH) or for cable trays (QW KRH), the safety factor is 1.7 according to IEC 61537 – Guide systems for cables.

St G

## Support cable with support clamp

Type	Cable diameter mm	Operating load kg	Dim. L mm	Dim. L1 mm	Pack Piece	Weight kg/100 pc.	Item no.
QWT TK 1 1M G	1	10	1000	41	1	2.670	1450620
QWT TK 1 2M G	1	10	2000	41	1	3.110	1450621
QWT TK 1 3M G	1	10	3000	41	1	3.540	1450622
QWT TK 1 5M G	1	10	5000	41	1	4.510	1450623
QWT TK 1 10M G	1	10	10000	41	1	6.580	1450624
QWT TK 2 1M G	2	45	1000	41	1	5.210	1450625
QWT TK 2 2M G	2	45	2000	41	1	6.970	1450626
QWT TK 2 3M G	2	45	3000	41	1	8.520	1450627
QWT TK 2 5M G	2	45	5000	41	1	11.830	1450628
QWT TK 2 10M G	2	45	10000	41	1	20.090	1450629



Support cable with support clamp for the suspension of different loads. Suitable for indoor use.

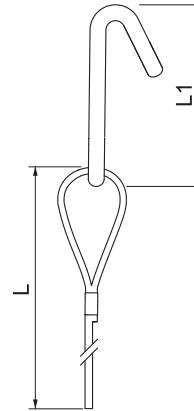
With support clamp for knocking into steel girders of flange thickness 8–14 mm. With cable gripper for infinite, tool-free adjustment.

The operating load is stated with a safety factor of 5:1. The break load is 5x greater than the operating load. In combination with the universal bracket for mesh cable trays (QW GRH) or for cable trays (QW KRH), the safety factor is 1.7 according to IEC 61537 – Guide systems for cables.

St G

## Support cable with trapezoidal plate hook

Type	Cable diameter mm	Operating load kg	Dim. L mm	Dim. L1 mm	Pack Piece	Weight kg/100 pc.	Item no.
QWT TH 1 1M G	1	10	1000	58	1	2.620	1450720
QWT TH 1 2M G	1	10	2000	58	1	3.050	1450721
QWT TH 1 3M G	1	10	3000	58	1	3.490	1450722
QWT TH 1 5M G	1	10	5000	58	1	4.350	1450723
QWT TH 1 10M G	1	10	10000	58	1	6.520	1450724
QWT TH 2 1M G	2	45	1000	58	1	5.800	1450725
QWT TH 2 2M G	2	45	2000	58	1	6.970	1450726
QWT TH 2 3M G	2	45	3000	58	1	8.620	1450727
QWT TH 2 5M G	2	45	5000	58	1	11.930	1450728
QWT TH 2 10M G	2	45	10000	58	1	20.300	1450729

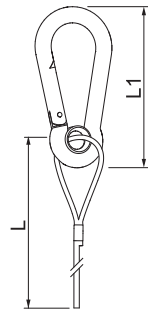


Support cable with trapezoidal plate hook for the suspension of different loads. Suitable for indoor use.

Trapezoidal plate hook for fastening on trapezoidal plate ceilings with the appropriate hole. Suitable hole or opening (minimum 6 mm) required. With cable gripper for infinite, tool-free adjustment.

The operating load is stated with a safety factor of 5:1. The break load is 5x greater than the operating load.

## Support cable with trigger hook



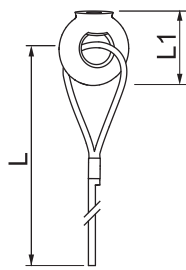
Type	Cable diameter mm	Operating load kg	Dim. L mm	Dim. L1 mm	Pack Piece	Weight kg/100 pc.	Item no.
QWT SK 1 1M G	1	10	1000	70	1	5.470	1450820
QWT SK 1 2M G	1	10	2000	70	1	6.710	1450821
QWT SK 1 3M G	1	10	3000	70	1	6.140	1450822
QWT SK 1 5M G	1	10	5000	70	1	7.010	1450823
QWT SK 1 10M G	1	10	10000	70	1	9.170	1450824
QWT SK 2 1M G	2	45	1000	70	1	8.900	1450825
QWT SK 2 2M G	2	45	2000	70	1	9.550	1450826
QWT SK 2 3M G	2	45	3000	70	1	11.210	1450827
QWT SK 2 5M G	2	45	5000	70	1	14.520	1450828
QWT SK 2 10M G	2	45	10000	70	1	23.780	1450829
QWT SK 3 1M G	3	90	1000	70	1	11.110	1450830
QWT SK 3 2M G	3	90	2000	70	1	14.580	1450831
QWT SK 3 3M G	3	90	3000	70	1	18.060	1450832
QWT SK 3 5M G	3	90	5000	70	1	25.000	1450833
QWT SK 3 10M G	3	90	10000	70	1	42.350	1450834

Support cable with trigger hook for the suspension of different loads. Suitable for indoor use.

Trigger hook for tool-free fastening on existing support structures. With cable gripper for infinite, tool-free adjustment.

The operating load is stated with a safety factor of 5:1. The break load is 5x greater than the operating load. In combination with the universal bracket for mesh cable trays (QW GRH) or for cable trays (QW KRH), the safety factor is 1.7 according to IEC 61537 – Guide systems for cables.

## Support cable with ring eyelet



Type	Cable diameter mm	Operating load kg	Dim. L mm	Dim. L1 mm	Pack Piece	Weight kg/100 pc.	Item no.
QWT RO 1 1M G	1	10	1000	36	1	5.230	1450920
QWT RO 1 2M G	1	10	2000	36	1	5.660	1450921
QWT RO 1 3M G	1	10	3000	36	1	6.100	1450922
QWT RO 1 5M G	1	10	5000	36	1	6.960	1450923
QWT RO 1 10M G	1	10	10000	36	1	9.130	1450924
QWT RO 2 1M G	2	45	1000	36	1	8.860	1450925
QWT RO 2 2M G	2	45	2000	36	1	94.910	1450926
QWT RO 2 3M G	2	45	3000	36	1	11.160	1450927
QWT RO 2 5M G	2	45	5000	36	1	14.470	1450928
QWT RO 2 10M G	2	45	10000	36	1	22.530	1450929
QWT RO 3 1M G	3	90	1000	36	1	11.070	1450930
QWT RO 3 2M G	3	90	2000	36	1	14.540	1450931
QWT RO 3 3M G	3	90	3000	36	1	18.010	1450932
QWT RO 3 5M G	3	90	5000	36	1	24.950	1450933
QWT RO 3 10M G	3	90	10000	36	1	42.310	1450934

Support cable with ring eyelet for the suspension of different loads. Suitable for indoor use.

M6 ring eyelet for fastening on threaded rods or nail ties, for example. With cable gripper for infinite, tool-free adjustment.

The operating load is stated with a safety factor of 5:1. The break load is 5x greater than the operating load. In combination with the universal bracket for mesh cable trays (QW GRH) or for cable trays (QW KRH), the safety factor is 1.7 according to IEC 61537 – Guide systems for cables.



St G

## Support cable, on a coil

Type	Cable dia-meter mm	Operating load kg	Length mm	Pack Piece	Weight kg/100 pc.	Item no.
QWT R 1 100 G	1	10	100000	1	67.500	1450020
QWT R 2 100 G	2	45	100000	1	191.500	1450021
QWT R 3 100 G	3	90	100000	1	377.500	1450022

Support cable on a coil for the suspension of different loads in individual lengths. Suitable for indoor use.



St G

## Support cable set

Type	Cable dia-meter mm	Operating load kg	Length mm	Pack Piece	Weight kg/100 pc.	Item no.
QWT 2 Set 1	2	45	25000	1	66.000	1450092
QWT 2 Set 2	2	45	150000	1	349.000	1450093

Set comprised of support cable on a coil and cable grippers, for the suspension of different loads in individual lengths. Suitable for indoor use.  
Set 1 with 20 cable grippers. Set 2 with 100 cable grippers.



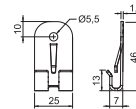
## Accessories

VA

## Universal bracket for mesh cable trays

Type	Pack Piece	Weight kg/100 pc.	Item no.
QW GRH A4	20	1.620	1450080

Universal bracket for fastening components to mesh cable trays with a wire thickness of 3.9–4.8 mm. For use in indoor and outdoor areas.

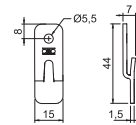


VA

## Universal bracket for cable trays

Type	Pack Piece	Weight kg/100 pc.	Item no.
QW KRH A4	20	1.050	1450082

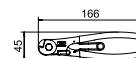
Universal bracket for fastening components to perforated cable trays. For use in indoor and outdoor areas.



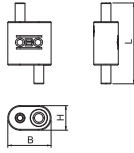
Type

Type	Pack Piece	Weight kg/100 pc.	Item no.
QWT DS 3	1	25.000	1450099

Wire cable cutter to cut wire cables of up to 3 mm.




## Cable gripper



Type	For cable Ø mm	Dim. B mm	Dim. H mm	Dim. L mm	Operating load kg	Pack Piece	Weight kg/100 pc.	Item no.
<b>QWT CG 1 ALU</b>	1	15	9	28	10	25	0.410	<b>1450004</b>
<b>QWT CG 2 ALU</b>	2	25	12	45	45	25	1.760	<b>1450005</b>
<b>QWT CG 3 ALU</b>	3	30	15	54	90	25	3.010	<b>1450006</b>

Aluminium cable gripper for infinite, tool-free adjustment of support cable systems. Suitable for indoor use.



**OBO Bettermann Holding GmbH Co. KG**

P.O. Box 1120  
58694 Menden  
GERMANY

**Customer Service**

Tel.: +49 23 73 89 - 17 00  
Fax: +49 23 73 89 - 12 38  
[export@obo.de](mailto:export@obo.de)

[www.obo-bettermann.com](http://www.obo-bettermann.com)

---

**Building Connections**

