




Service poles for industrial applications



Ready to go. The ISS basic profile

Our industry service poles bundle power, data and compressed air in a compact and robust manner. This means relocations, for instance when adapting production processes, become particularly quick and easy. The equipment of the service pole is easily adapted

to the new requirements thanks to its modular structure. The ISS basic profile is fully compatible with the "item MB Building Kit System", known in the machine and plant engineering industry.

System opening

Device installation

ISS industry poles can be equipped with almost all common standard systems. The 76.5 mm wide system opening can accept the following:

- Switching and connection devices
- CEE connection units 16 A/32 A
- Data technology
- Series-mounted devices

Flexible use

For the installation of cables and wires of different voltage levels, the installation area can be divided with a partition.





Groove rail

Installation

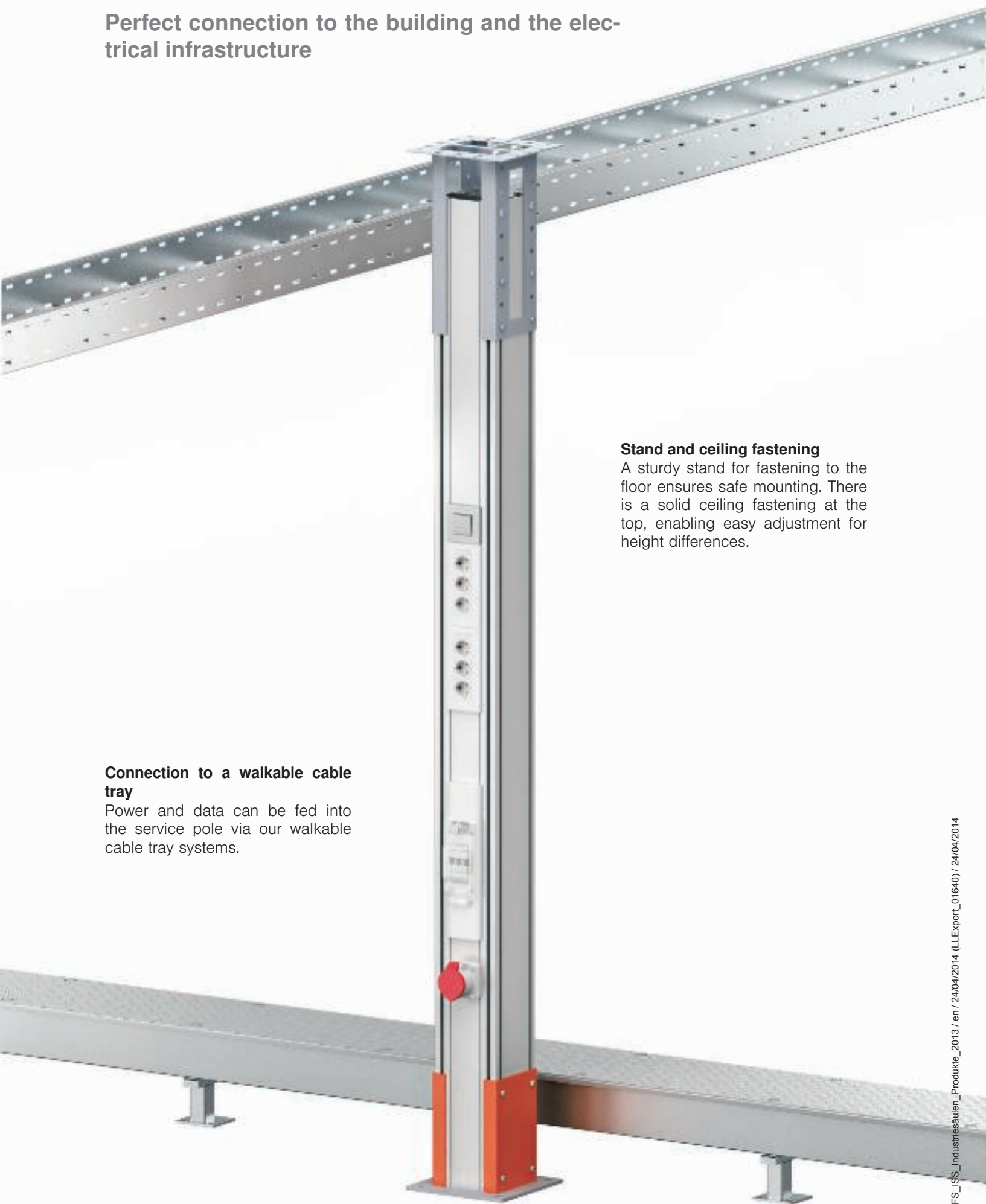
Using *item* slot nuts, the groove rail can be equipped with

- Monitors
- Keyboards
- Instrumentation, transmitting and receiving devices
- Rigid or flexible pipelines for compressed air or gases

Compressed air tap

For the extraction of compressed air from the pole profile. The compressed air tap can be flexibly mounted onto the pole profile using slot nuts and fastening screws.

Perfect connection to the building and the electrical infrastructure



Connection to a walkable cable tray

Power and data can be fed into the service pole via our walkable cable tray systems.

Stand and ceiling fastening


A sturdy stand for fastening to the floor ensures safe mounting. There is a solid ceiling fastening at the top, enabling easy adjustment for height differences.

Connection to cable tray systems

Via special brackets, cable ladders and cable tray systems can be connected to the pole securely and easily.

What can be installed

Device installation Modul 45



Mounting in the system opening

The 76.5 mm system opening can accept accessory mounting boxes of the series 71GD... In addition to all common standard systems by other manufacturers, the entire OBO range can be installed:

- Switching and connection devices
- CEE connection units 16 A/32 A
- Data technology of all manufacturers
- Multimedia (audio, video, VGA, XLR, etc.)
- IKR4 and IKR6 series mounted devices
- Pre-terminated "plug and play" solutions with ready-to-connect cables

Device installation standard




Device installation CEE



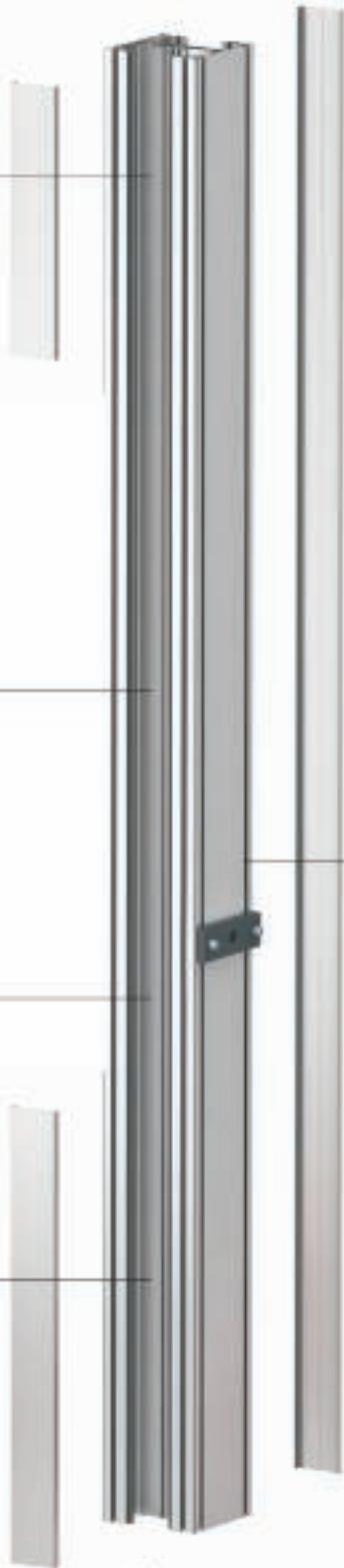
Installation units



You can find all installation types in our device systems catalogue.



Ceiling fastening



Stand



Installation in the groove rail

The service pole has a groove rail on each side which is aligned to the established *item* grid dimensions. This means there are no limits to the addition of all kinds of expansion elements as well as the integration of the pole into machine and plant constructions. The groove rail permits the installation of

- Monitors
- Keyboards
- Instrumentation, transmitting and receiving devices
- Rigid or flexible pipelines for compressed air or gases



Industry pole systems

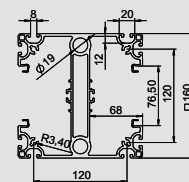


Service pole

Type	Surface finish	Length mm	Pack. pcs	Weight kg/100 pcs.	Item No.
ISS160160IP4 EL	Anodised	4000	1	4,055.000	6290 40 4

Al Aluminium EL Anodised /pc.

ISS service pole for the equipment of assembly workstations in production sites. The anodised heavy-duty aluminium profile has a 76.5 mm system opening on two opposite lying sides for accepting front-locking mounting accessory boxes of the series 71GD... or mounting supports of the series 71MT... All four sides of the profile have a groove in the standard nominal size 8 for installing various expansion parts for additional functions (Building Kit Systems). Supplied are the pole profile as well as the necessary covers for the system openings in 2,000 mm lengths and a PE bag with 20 additional locking brackets, type RKV3V, to enable you to create partial lengths of the covers. Two closed channels inside the profile can optionally be used for the routing of compressed air.



Industry pole systems

Ceiling fastening

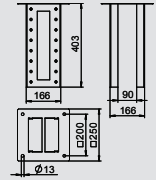


Type	Colour	Surface finish	Length mm	Pack. pcs	Weight kg/100 pcs.	Item No.
ISS160160DB WA	White aluminium	—	403	1	443.600	6290 43 6


St Steel

/pc.

Ceiling fastening for fixing the ISS service pole to the ceiling. Supplied are 2 u-shaped profiles made from 3 mm sheet steel, the fastening plate for the ceiling and the required installation accessories, including the sliding blocks. The ceiling fastening can be height-adjusted on the pole profile.



Floor plate

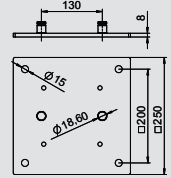


Type	Colour	Surface finish	Length mm	Pack. pcs	Weight kg/100 pcs.	Item No.
ISS160160BP	White aluminium	—	250	1	382.000	6290 41 6

St Steel

/pc.

Plate to fasten the ISS industrial pole to the floor. Supplied are 4 fastening screws to mount the floor plate onto the pole profile and 2 sealing plugs to close the compressed-air channels airtight.



Collision guard

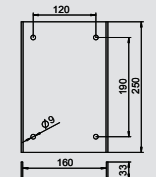


Type	Colour	Surface finish	Length mm	Pack. pcs	Weight kg/100 pcs.	Item No.
ISS160160AS WA	White aluminium	—	250	1	264.000	6290 42 2

St Steel

/pc.

Collision guard as mechanical protection of the ISS industrial pole in the bottom area. Supplied are 2 u-shaped protection profiles made from 3 mm sheet steel and 8 fastening screws with sliding blocks for the mounting on the service pole profile.



Collision guard

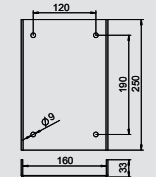


Type	Colour	Surface finish	Length mm	Pack. pcs	Weight kg/100 pcs.	Item No.
ISS160160AS HRO	Bright red orange	—	250	1	264.000	6290 42 3

St Steel

/pc.

Collision guard as mechanical protection of the ISS industrial pole in the bottom area. Supplied are 2 u-shaped protection profiles made from 3 mm sheet steel and 8 fastening screws with sliding blocks for the mounting on the service pole profile.



Sliding block



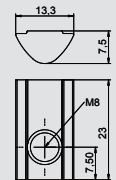
Type	Colour	Surface finish	Length mm	Pack. pcs	Weight kg/100 pcs.	Item No.
NS8 ST	—	Galvanised	23	10	0.930	6290 49 9

St Steel

VZ Galvanised

/pc.

Sliding block with M8 thread for the mounting of extension units and accessories on the ISS service pole profile. The pressure piece to the bottom side means the sliding block can be swivelled-in in a self-holding manner. Automatic twist lock through profile to the upper side.



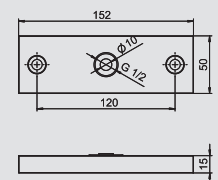
Compressed-air tap

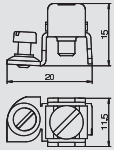


Type	Colour	Surface finish	Length mm	Pack. pcs	Weight kg/100 pcs.	Item No.
ISS160160DLA	—	—	—	1	30.000	6290 49 5

/pc.

Tap to pick off compressed air from the ISS industrial pole profile. The compressed-air tap has a G 1/2 (ISO 228-1) threaded hole to accept a standard compressed-air coupling. The unit can be mounted onto the pole profile using sliding blocks and fastening screws. For the creation of an appropriate outlet for the compressed air a drilling template is supplied.





Protective conductor connection bracket

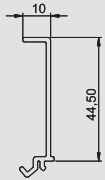
Type	Pack.	Weight	Item No.
	pcs	kg/100 pcs.	
8AWR	10	0.641	6288 70 4

St Steel **G** Electrogalvanised /pc.

Protective conductor connection bracket to include steel and aluminium device installation trunking as well as service poles in the protective measures.

Clamping area : 2 x 1.5–4 mm²

If there is a fault, metallic parts will carry voltage. Tighten the contact screw with at least 1.2 Nm or ensure the contact with mechanical work.



Partition

Type	Colour	Pack.	Weight	Item No.
		m	kg/100 m	
GK-TW70	–	40	17.400	6274 90 0

PVC Polyvinylchloride /m

Partition for mounting in Rapid 80 GK (GA) device installation trunking or ISS service poles for installing cables of different voltage levels.



Duct clamp

Type	Pack.	Weight	Item No.
	pcs	kg/100 pcs.	
KL80A	20	0.680	6288 64 0

PA Polyamide /pc.

Duct clamp for holding cables securely and for fastening the partition in Rapid 80 GK, GS and GA device installation trunking systems as well as in ISS service poles with a 76.5 system opening.



OBO Bettermann GmbH & Co. KG

P.O. Box 1120
58694 Menden, Germany

Customer Service Germany

Tel. +49 (0)2373 89-1700
Fax +49 (0)2373 89-1238
E-mail: export@obo.de

www.obo-bettermann.com

Building Connections

